



Concrete Mixer



Build on a rock-solid foundation.

Mack® Granite® is the leading heavy vocational truck model and a leader in the concrete industry for good reason. We design and build the truck from end to end so there are no weak links, and we make it easier than anybody to add the body you need. That means the Granite is safer, more productive and more reliable for every concrete job.

We stand by our trucks and we stand with you to get the job done, no matter what. Here's where that confidence comes from:

INTEGRATED POWERTRAINS

Mack powertrains set the standard for performance and reliability across a wide range of applications.

BY YOUR SIDE 24/7

Mack Connect, our uptime and productivity solution, brings technology and service professionals together for round-the-clock support.

BEST-IN-CLASS CHASSIS

The Mack *Cornerstone*™ chassis is designed and engineered for the rigors of vocational work and the job at hand—your job.

BY YOUR SIDE 24/7

Mack Connect, our uptime and productivity solution, brings technology and service professionals together for round-the-clock support.

PURPOSE-BUILT CABS

The Granite cab is built for vocational work with increased visibility, comfort and safety on the jobsite.

Feature	Mack	Others
Galvanized steel cab for superior safety and durability.	✓	✗
Lightweight and fuel efficient <i>mDRIVE</i> ™ AMT and Maxitorque® T300 manual transmission.	✓	✗
Rear axle with unique top-mounted carrier for less driveline friction, wear and tear, and superior ground clearance.	✓	✗
Automatic power divider that diverts up to 75% of available power to the wheels with traction with no driver action required.	✓	✗
Front axle with thick 135mm center for high gross weights.	✓	✗
<i>mRIDE</i> ™ parabolic spring rear suspension with high ground clearance, traction and 15" of cross articulation.	✓	✗
Outstanding forward and side visibility for jobsite safety.	✓	✗
24/7 Uptime Support with OneCall® hotline.	✓	✗
GuardDog® Connect proactively monitors engine performance and alerts when there is a potential problem.	✓	✗
Frame ladder with application-specific high-strength steel alloy crossmembers, including a special REPTO crossmember.	✓	✗

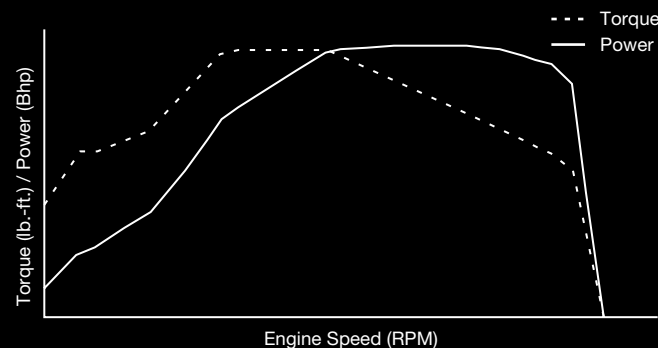


THE TRIED-AND-TRUE PLATFORM.

The Mack® Granite® is the vocational truck you can count on and the best-selling truck in its class.* We've led the construction industry for over 100 years in reliability, durability and productivity.

LEGENDARY MP® ENGINES

Power is tuned for consistent speed and torque across the wide operating range required for concrete mixing and curb pouring.



Get the right power curve for your needs. Mack's Maxidyne® engine rating has extended RPM ranges and high torque rise for off-road and jobsite use. MaxiCruise® offers both power and economy for off-road and on-highway.


MP®7: The updated 11-liter MP®7 engine drops 51 lbs. and gains up to 2.1% in fuel economy while offering up to 425 HP and 1,560 lb.-ft. of torque to continue its stellar reputation for weight-sensitive applications.

MP®8: Saving up to 2.5% in fuel and shedding 88 lbs. in weight, Mack's workhorse 13-liter MP®8 engine just got a whole lot leaner and meaner for whatever you can throw at it, with up to 505 HP and 1,860 lb.-ft. of torque.

Cummins L9: Mack partners with Cummins to offer the lightweight 9-liter engine with high power density, 350 HP and 1,150 lb.-ft. of torque in the Granite MHD model.

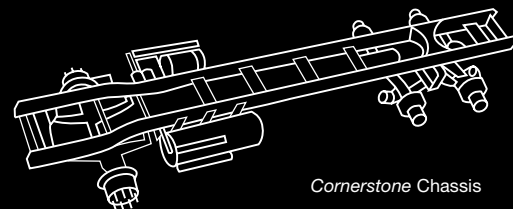
mDRIVE™ HD AUTOMATED MANUAL TRANSMISSION

Now with 13- and 14-speed creeper gears, Mack's mDRIVE HD maximizes performance and fuel economy while reducing driver fatigue. mDRIVE HD uses intelligent software and engine integration to automatically select the best gear and shift with speed and precision for an easier ride, all while weighing approximately 150 lbs. less than an automatic transmission. The 14-speed has an extra-deep 32:1 gear ratio that allows for the low-speed creeping needed for curb pouring applications, plus multi-speed reverse gears.



CORNERSTONE™ CHASSIS

Granite's proven Cornerstone chassis provides rock-solid performance, durability and reliability. The constant frame rail height and high-strength steel alloy design creates a stronger, lighter frame while keeping it higher off the ground for maximum clearance. Each chassis is built with application-specific crossmembers and offered in various thicknesses.



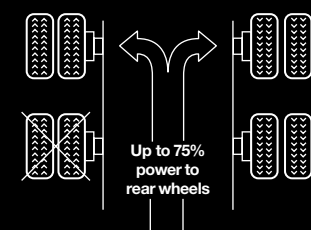
Granite® Axle Back Day Cab

The Granite comes in true set-forward and set-back front axle positions to allow you to spec both bridge formulas and standard mixers.



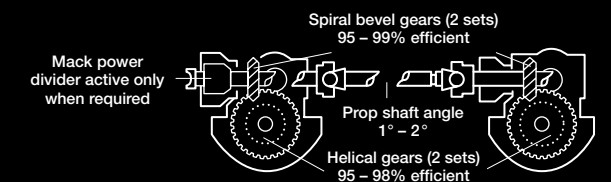
DRIVELINE AND POWER DIVIDER

Cast ductile iron axle housings and top-mounted carriers stand up to high gross vehicle weight and provide an additional 2" of ground clearance over conventional rear axles. Near-straight driveline angles provide more efficient and reliable performance.

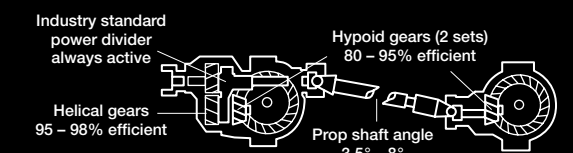


For improved traction, Mack® rear axles feature an automatic interaxle power divider that diverts up to 75% power to wheels with traction. An optional interwheel divider can be used in addition to preserve traction. A power divider lockout disables diverters as needed so all wheels turn equally for traction in severe conditions.

Mack Driveline



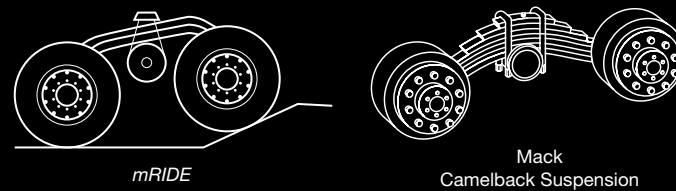
Industry Standard Driveline



*Based on IHS Automotive, Polk TIP Net U.S. Class 8 Straight Truck Conventional, 10-liter and larger engines. Report period January 2014 through November 2015.

mRIDE™ AND CAMELBACK SUSPENSION

Mack® rear suspensions are designed for the toughness of vocational applications and offer best-in-class stability, articulation and roll rate.




PURPOSE-BUILT CAB

With best-in-class ground-to-floor height and easy maneuverability, the Granite® cab is built for the jobsite. The sloped hood design, large rear window and side peep window deliver maximum visibility. For added safety, the quiet Granite cab is made from galvanized steel with stair steps (not ladder-design steps) and a full-length grab handle to make entry and exit quick and safe.

Clean Back of Cab Exhaust & Packaging

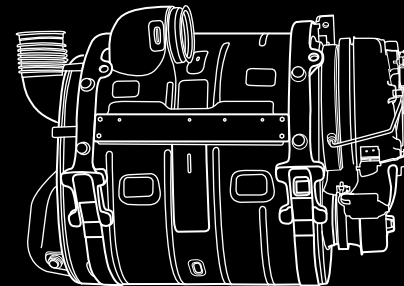
Make more space for body installation with Mack's clean-back-of-cab package. It vertically mounts the exhaust to the rear of the passenger side and keeps all fuel tanks, battery packs and more under the cab on the frame rails.



Maximum clear frame rail space

ClearTech™ One

By combining the DPF, SCR system and DEF dosing system into one easy-to-service unit, our single-package exhaust aftertreatment system frees up 11" of frame rail space and cuts 17 lbs.



ALL-NEW INTERIORS

Instrument Panel

Easy-to-read gauges bring important information to the forefront.

Mack® Co-Pilot™

5" full-color digital display provides enhanced visibility and simpler navigation without distractions.

Flat-Bottom Steering Wheel

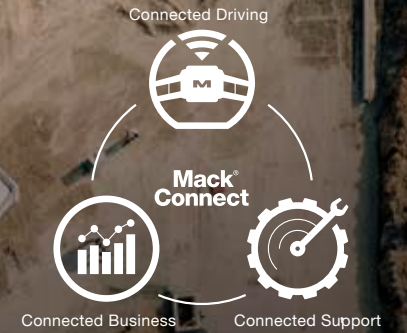
An industry first, the flat-bottom steering wheel allows more clearance for entry or exit.

Premium Seating

Mack-exclusive seats provide unmatched comfort.

With Mack® Connect, it's uptime all the time.

Mack's exclusive uptime and productivity solution, Mack Connect, combines intelligent software, predictive analytics, driver assist technologies and more to help you keep your trucks—and your business—moving forward.



CONCRETE MIXER HOTLINE

Exclusively for concrete mixer customers, get 24/7 direct access to specialized support.

Call 866-348-6586

GUARDDOG® CONNECT

Mack's telematics platform automatically monitors your truck for potential issues and starts the support, repair and scheduling process—all while you're still on the job.

WHERE'S MY CONCRETE

Real-time data for dispatch, transparency for customers, and critical analytics to improve operations.

OVER THE AIR (OTA) SOFTWARE UPDATES

Wirelessly updates software without disrupting your schedules, while increasing operational efficiency and uptime. Requires Mack® GuardDog® Connect.

CERTIFIED UPTIME DEALERS

Dealers identify quick fixes and put them in the fast lane for completion, while giving larger repairs the attention they need—so you get back on the road faster.

MACK ONECALL®

Around-the-clock roadside assistance and customer support from a team of highly trained uptime experts.

Call 800-866-1177

See the complete list of Mack Connect services at MackTrucks.com/MackConnect.

Body installation made easy.

Mack Granite® mixers come ready for upfit right out of the factory:

- Rear-engine power take-off (REPTO)
- Special mixer crossmember designed for mounting the mixer barrel pump
- Frame rail transition plates for safe and strong mixer body mounting
- Additional access panel in the cab floor to service the REPTO

BodyLink III

BodyLink III electrical connector simplifies the installation of your body to the chassis. It integrates communication from your body to the truck ECU and is multiplexing-capable without the need to splice wires or compromise quality. Post block terminals are also conveniently located in the top of the dash for additional connection points.

Body Builder Support Group

Mack simplifies support services with a focused body builder group that offers prompt access to Mack experts who can answer questions while spec'ing a truck or during the body upfit process.








1-800-922-MACK
MackTrucks.com

©2019 Mack Trucks, Inc.

 facebook.com/MackTrucks

 twitter.com/MackTrucks

 youtube.com/MackTrucks

 linkedin.com/company/Mack-Trucks

 instagram.com/MackTrucks